



Acclimate™ Modulating Gas Furnaces

80% & 97%+ AFUE MODELS



Setting The Performance Standard™

LUXAIRE®

HEATING ■ AIR CONDITIONING

Luxaire® Acclimate™ Series Modulating Gas Furnaces

Finally, heating performance that hits your comfort level

Bedtime, morning time, family time, party time—your comfort level naturally changes throughout the day. That's why Luxaire® invented the Acclimate™ modulating gas furnace to match your comfort level more closely by varying the heating rate continuously and precisely.



Infinite comfort levels



Don't adjust your lifestyle to different temperature levels. Instead, enjoy a comfortable temperature that matches your level of living. That's the idea behind the Luxaire® Acclimate™ modulating gas furnace. Traditional furnaces run at one or two heating

stages. But, the firing rate of our Acclimate furnaces continuously modulates at 1% increments to save fuel by matching your comfort levels more exactly. See the adjacent page for further details on modulating furnace technology.

Improved performance costs less



These days, energy costs and environmental issues concern everyone. As the ultimate Luxaire gas furnace design, Acclimate modulating units can reduce energy costs nearly 40% compared to furnaces that are 20 years old. And, with up to a 98%† Annual

Fuel Utilization Efficiency (AFUE) rating on our high-efficiency models, not only are they ENERGY STAR® qualified, they are some of the most energy-efficient furnaces you can buy!

Greater care for your indoor air



Variable-speed models feature an ECM fan motor option which circulates air for longer periods at a fraction of the cost. Longer run times mean fewer hot and cold spots

and longer periods of air filtering, resulting in cleaner and more comfortable air. Plus, fewer starts and stops make variable-speed models 24 times less noisy than conventional furnaces.



GeoTrak™ customizes your performance level

Now you can enjoy custom comfort regardless of whether you live in a dry, temperate or humid climate. That's because we use GeoTrak™ technology that allows your installer to

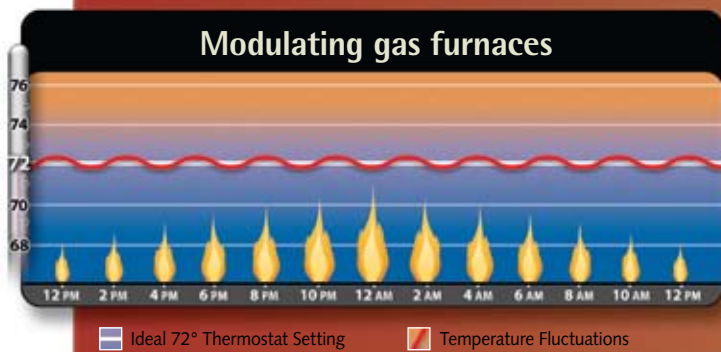
GeoTrak™

set an operating cycle that works best in a particular climate.



Modulating technology to help you stay in your comfort zone...

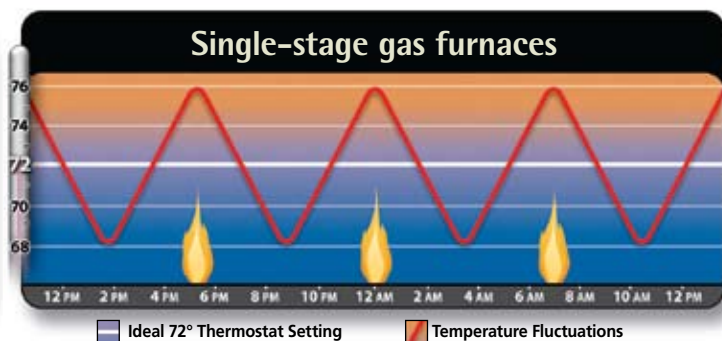
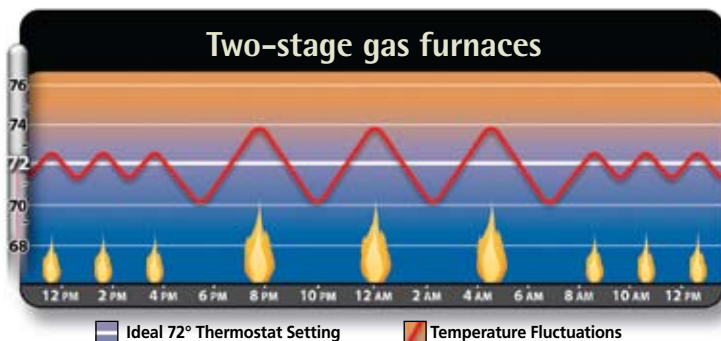
The colder it is outside, the more heat your home loses, creating additional demand on your heating system. Depending on the time of day, and the type of furnace you have, your home can experience drastic temperature fluctuations. Understanding the differences between furnace types will help you make the right choice to stay in your comfort zone.



The Luxaire® Acclimate™ modulating gas furnace has been designed to maintain your ideal temperature by modulating in one-percent increments. Comfort is dramatically increased as the furnace adjusts its level of operation up or down to offset the rate at which heat leaves your home.

Packed with great features:

- Precision temperature control
- Better energy efficiency
- Quieter operation



Two-stage gas furnaces offer an intermediate level of performance. Operation varies between first and second stage based on demand. However, indoor temperature levels still fluctuate, relative to your thermostat setting.

Traditional single-stage gas furnaces operate much like a light bulb—either on or off. This can create wide and uncomfortable temperature fluctuations in your home.

Acclimate™: part of a total Luxaire comfort system

The Acclimate family of furnaces, heat pumps and air conditioners is designed to deliver the best efficiency, the quietest operation, and the easiest serviceability.

Acclimate air conditioners offer up to 18 SEER energy efficiency. And, with SilentDrive™ technology and scroll compressors, they're up to 4 times quieter and 60% more efficient than standard models. Acclimate heat pumps are

designed with "Hot Heat" pump technology that provides discharge temperatures that are warm to the touch. You can count on Luxaire to provide the fans, filters and advanced controls to complete your system.

Luxaire total comfort also includes a full complement of indoor air quality products.



High performance, year in and year out

Luxaire backs every Acclimate system with one of the industry's best limited warranties. Every Acclimate modulating gas furnace is backed with a lifetime limited warranty on the heat exchanger and a 10-year limited warranty on parts (must be installed after May 1, 2009, and registered online within 90 days of installation—otherwise the parts warranty reverts to a 5-year limited parts warranty).

When you purchase any Luxaire modulating gas furnace with a matching Acclimate 5T or 8T Series air conditioner or heat pump, you'll receive our Premium System Warranty program: a lifetime limited heat exchanger and compressor warranty and an additional limited parts warranty.

80% & 95%+ FURNACE WARRANTY



PREMIUM SYSTEM WARRANTY



Nominal CFM (x100)	MBH Input (x100)	Width* (inches)	Model	% AFUE
Acclimate 80% Mid-Efficiency Furnaces**				
8.M Series Constant Speed				
12	60	14-1/2	LM8M060A12MP11A	80
12	80	17-1/2	LM8M080B12MP11A	80
16	80	21	LM8M080C16MP11A	80
16	100	21	LM8M100C16MP11A	80
20	100	21	LM8M100C20MP11A	80
20	120	21	LM8M120C20MP11A	80
8.C Series Variable-Speed				
12	60	14-1/2	LP8C060A12MP11A	80
12	80	17-1/2	LP8C080B12MP11A	80
16	80	21	LP8C080C16MP11A	80
16	100	21	LP8C100C16MP11A	80
20	100	21	LP8C100C20MP11A	80
20	120	21	LP8C120C20MP11A	80

*All units measure 33" high, 29-1/2" deep.
** Models available with LoNox.

Nominal CFM (x100)	MBH Input (x100)	Width* (inches)	Model	% AFUE†
Acclimate 97%+ High-Efficiency Furnaces				
9.M Series Constant Speed				
12	60	17-1/2	LM9M060B12MP11A	97
12	80	17-1/2	LM9M080B12MP11A	97
16	80	21	LM9M080C16MP11A	97
16	100	21	LM9M100C16MP11A	97
20	100	21	LM9M100C20MP11A	97
20	120	24-1/2	LM9M120D20MP11A	97
9.C Series Variable-Speed				
12	60	17-1/2	LP9C060B12MP11A	97.5
12	80	17-1/2	LP9C080B12MP11A	97.5
16	80	21	LP9C080C16MP11A	97.7
16	100	21	LP9C100C16MP11A	97.7
20	100	21	LP9C100C20MP11A	97.7
20	120	24-1/2	LP9C120D20MP11A	98.0

*All units measure 33" high, 29-1/2" deep.
† AFUE ratings are preliminary. Consult with your Luxaire dealer for official AHRI ratings.

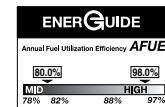
Your purchase helps support the Make-A-Wish Foundation®

As part of our commitment to the communities we serve, a portion of your Luxaire purchase goes to your local Make-A-Wish® chapter.

Together we're helping to make wishes come true for kids with life-threatening medical conditions in your community.



Acclimate 9.M & 9.C high efficiency furnaces meet ENERGY STAR requirements for energy efficiency.



The Luxaire brand of Johnson Controls, Inc.
5005 York Drive, Norman, OK 73069
www.luxaire.com

Supersedes: 411866-LCB-A-0608.
©2009 Johnson Controls, Inc. All rights reserved.
Subject to change without notice. Printed in USA.

411866-LCB-B-0509